

Mackenzie FuturePath Canadian Balanced Fund

Why invest in this fund?

- Investing in a diversified mix of attractively valued Canadian companies and fixed income securities.
- Optimized portfolio that aims to maximize risk-adjusted returns.
- Highly experienced portfolio management teams with proven track records.

What does this fund invest in?

- The Fund seeks long-term capital growth and current income by investing in a combination of Canadian equities and fixed-income securities.
- The Fund may invest in securities directly or may invest in other investment funds.
- The Fund's asset mix will generally range between 40-60% equities and 20-60% fixed income securities.

Benchmark

55% S&P/TSX Composite Total Return Index 45% FTSE Canada Universe Bond Index

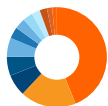
Top 10 Holdings

As of Oct 31, 2024

Royal Bank of Canada	4.06%
Mackenzie US Large Cap Equity Index ETF	2.74%
Toronto-Dominion Bank/The	2.51%
Canadian Natural Resources Ltd	2.08%
Canadian Pacific Kansas City Ltd	1.88%
Province of Ontario 4.15% 06-02-2034	1.65%
Government of Canada 3.00% 06-01-2034	1.65%
Province of Quebec 4.40% 12-01-2055	1.29%
United States Treasury 0.12% 04-15-2025 Inflation Indexed	1.13%
Government of Canada 2.75% 12-01-2055	1.06%

Sector allocation

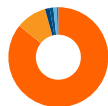
as of Oct 31, 2024



Fixed Income	43.9%
Financials	18.1%
Energy	7.0%
Industrials	6.2%
Materials	6.1%
Consumer Staples	3.7%
Other	3.5%
Consumer Discretionary	3.2%
ETFs	2.7%
Information Technology	2.4%
Utilities	1.7%
Cash & Equivalents	1.5%

Regional allocation

as of Oct 31, 2024



Canada	85.8%
United States	9.9%
Cash & Equivalents	1.5%
New Zealand	1.2%
Other	1.1%
United Kingdom	0.5%

Credit allocation

as of Oct 31, 2024



AAA	6.3%
AA	7.1%
A	10.8%
BBB	10.8%
BB	2.5%
B	1.0%
CCC & Below	0.4%
NR	4.5%
Cash & Equivalents	1.6%
Equities	54.9%

Fund management

FUND DETAILS

Asset class:	Canadian Balanced
Fund start date:	June 22, 2022
Risk tolerance:	Low to Medium
PFSL classification:	Balanced
Total Fund Assets:	\$9.18 million

FUND CODES

Series	Prefix	Front End
PA	MFC	13672
PH	MFC	13675

MANAGEMENT FEES

Series	Management fees	MER
PA	0.85%	1.22%
PH	0.70%	0.99%

LAST PAID DISTRIBUTION

Series	Frequency	Amount	Date
PA	Annually	0.2999	Dec 22, 2023
PH	Annually	0.3220	Dec 22, 2023

PORTFOLIO MANAGERS

William Aldridge

Mackenzie North American Equity & Income Team

Senior Vice President, Portfolio Manager, Team Co-Lead

Felix Wong

Mackenzie Fixed Income Team
Vice President, Portfolio Manager

Mackenzie FuturePath Canadian Balanced Fund



Compound net returns (%)

as of Nov 29, 2024

	Series PA%	Series PH%
1 Month	3.46	3.48
3 Month	6.10	6.16
6 Month	11.46	11.59
1 Year	19.05	19.32
Since inception (June 22, 2022)	10.69	10.94

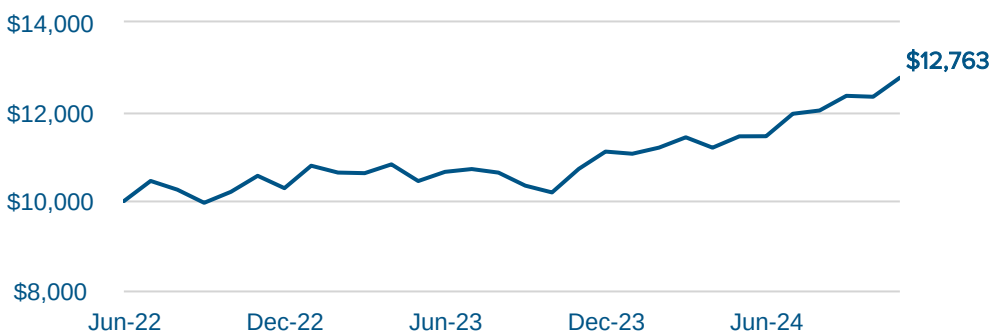
Calendar year returns (%)

as of Nov 29, 2024

	Series PA%	Series PH%
2023	7.96	8.19
YTD	14.89	15.14

Value of \$10,000 invested

as of Nov 29, 2024



For Investor use only. No portion of this communication may be reproduced or distributed to the public as it does not comply with investor sales communication rules. Commissions, trailing commissions, management fees and expenses all may be associated with mutual fund investments. Please read the prospectus before investing. Mutual funds are not guaranteed, their values change frequently and past performance may not be repeated.



Scan here
to learn more