

# Mackenzie FuturePath Canadian Core Plus Bond Fund

## Why invest in this fund?

- Canadian income through disciplined, high-quality bond investment.
- Conservative growth potential through allocations to high yield investments.
- Actively managed to optimize risk-adjusted return potential.

## What does this fund invest in?

- The Fund seeks a steady flow of income by investing mainly in Canadian government and corporate fixed-income securities and asset-backed securities with maturities of more than one year.
- The Fund also seeks capital gains by trading in fixed-income securities.
- The Fund pursues this objective by investing in securities directly and/or by investing in other investment funds.

## Benchmark

85% FTSE Canada Universe Bond Index 11.25% BofA Merrill Lynch US High Yield Master II (Hedged) & 3.75% BofA Merrill Lynch Canadian High Yield (Hedged)

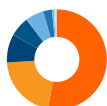
## Top 10 Holdings

As of Oct 31, 2024

Province of Ontario 4.15% 06-02-2034	3.64%
Government of Canada 3.00% 06-01-2034	3.63%
Province of Quebec 4.40% 12-01-2055	2.84%
United States Treasury 0.12% 04-15-2025 Inflation Indexed	2.48%
Government of Canada 2.75% 12-01-2055	2.34%
Mackenzie Canadian Aggregate Bond Index ETF	2.31%
Government of New Zealand 3.50% 04-14-2033 [REGS]	2.29%
Province of Ontario 3.80% 12-02-2034	2.24%
Province of Quebec 4.45% 09-01-2034	1.86%
Province of Alberta 3.10% 06-01-2050	1.20%

## Sector allocation

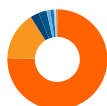
as of Oct 31, 2024



Corporate Bonds	52.9%
Provincial Bonds	21.1%
Federal Bonds	9.2%
Foreign Fixed Income	6.4%
Mutual&Pooled	6.0%
Cash & Equivalents	2.8%
Mortgage Backed	0.6%
Equities	0.5%
Bank Loans	0.4%
Municipal Bonds	0.1%

## Regional allocation

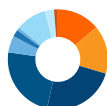
as of Oct 31, 2024



Canada	75.4%
United States	15.7%
Cash & Equivalents	2.8%
New Zealand	2.6%
United Kingdom	1.2%
Other	1.1%
Ireland	0.3%
Australia	0.3%
Chile	0.2%
Mexico	0.2%
Germany	0.2%

## Credit allocation

as of Oct 31, 2024



AAA	14.0%
AA	15.6%
A	23.9%
BBB	23.8%
BB	5.4%
B	2.3%
CCC & Below	1.0%
NR	9.9%
Cash & Equivalents	3.0%
Equities	1.2%

## Fund management

### FUND DETAILS

<b>Asset class:</b>	Canadian Fixed Income
<b>Fund start date:</b>	June 22, 2022
<b>Risk tolerance:</b>	Low
<b>PFSL classification:</b>	Income
<b>Total Fund Assets:</b>	\$5.86 million
<b>Yield to Maturity:</b>	4.48%
<b>Duration:</b>	6.8 year(s)
<b>Average Credit Quality:</b>	BBB+

### FUND CODES

Series	Prefix	Front End
PA	MFC	13666
PH	MFC	13669

### MANAGEMENT FEES

Series	Management fees	MER
PA	0.55%	0.84%
PH	0.45%	0.72%

### LAST PAID DISTRIBUTION

Series	Frequency	Amount	Date
PA	Monthly	0.0317	Nov 22, 2024
PH	Monthly	0.0328	Nov 22, 2024

### PORTFOLIO MANAGERS

#### Konstantin Boehmer

Mackenzie Fixed Income Team

Senior Vice President, Portfolio Manager, Head of Fixed Income

#### Dan Cooper

Mackenzie Fixed Income Team

Senior Vice President, Head of Credit, Portfolio Manager

#### Felix Wong

Mackenzie Fixed Income Team

Vice President, Portfolio Manager

#### Movin Mokbel

Mackenzie Fixed Income Team

Vice President, Portfolio Manager

#### Mark Hamlin

Mackenzie Fixed Income Team

Vice President, Investment Management

# Mackenzie FuturePath Canadian Core Plus Bond Fund



## Compound net returns (%)

as of Nov 29, 2024

	Series PA%	Series PH%
1 Month	1.51	1.52
3 Month	2.59	2.62
6 Month	6.55	6.61
1 Year	9.13	9.27
Since inception (June 22, 2022)	5.27	5.42

## Calendar year returns (%)

as of Nov 29, 2024

	Series PA%	Series PH%
2023	6.30	6.41
YTD	5.56	5.68

## Value of \$10,000 invested

as of Nov 29, 2024



**For Investor use only.** No portion of this communication may be reproduced or distributed to the public as it does not comply with investor sales communication rules. Commissions, trailing commissions, management fees and expenses all may be associated with mutual fund investments. Please read the prospectus before investing. Mutual funds are not guaranteed, their values change frequently and past performance may not be repeated.



Scan here  
to learn more