

Mackenzie FuturePath Monthly Income Growth Portfolio

Why invest in this fund?

- Risk mitigation to help protect against volatile markets.
- Consistent cashflow to help meet life's spending needs.
- Growth potential to help the investment last.
- For investors who seek asset growth with predictable cash flow.
- Consistent monthly cashflow of 5% (annualized) to help meet life's spending needs.*

What does this fund invest in?

- The Fund seeks capital growth and a steady stream of income, while seeking to reduce volatility by investing primarily in Canadian and foreign fixed-income securities and equities and other asset categories, either directly or through other mutual funds. It may also use derivatives.
- The Fund's asset mix will generally range between 60-90% equities and 0-40% fixed-income securities.

Benchmark

33% FTSE Canada 91 Days T-Bill Index 7% FTSE Canada All Government Bond Index 60% S&P 500

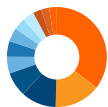
Top 10 Holdings

As of Oct 31, 2024

SPDR S&P 500 ETF Trust	33.94%
Royal Bank of Canada	3.29%
Bank of Nova Scotia/The	2.10%
Canadian Imperial Bank of Commerce	1.68%
Bank of Montreal	1.57%
Government of Canada 3.00% 06-01-2034	0.54%
Government of Canada 3.25% 12-01-2034	0.43%
Canada Housing Trust 3.50% 12-15-2034 [144A]	0.40%
United States Treasury 2.13% 02-15-2054	0.22%
Mackenzie Canadian All Corporate Bond Index ETF	0.20%

Sector allocation

as of Oct 31, 2024



ETFs	35.5%
Financials	14.9%
Fixed Income	11.4%
Industrials	7.9%
Information Technology	5.4%
Energy	5.1%
Materials	4.4%
Consumer Discretionary	3.8%
Other	3.8%
Health Care	2.7%
Cash & Equivalents	2.6%
Consumer Staples	2.5%

Regional allocation

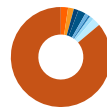
as of Oct 31, 2024



United States	48.5%
Canada	28.3%
Other	12.5%
Australia	4.0%
Switzerland	3.6%
Cash & Equivalents	2.6%
United Kingdom	0.3%
New Zealand	0.2%

Credit allocation

as of Oct 31, 2024



AAA	2.4%
AA	1.9%
A	1.5%
BBB	2.5%
BB	1.1%
B	0.6%
CCC & Below	0.2%
NR	1.1%
Cash & Equivalents	2.7%
Equities	86.1%

Fund management

FUND DETAILS

Asset class:	Global Balanced
Fund start date:	June 22, 2022
Risk tolerance:	Low to Medium
PFSL classification:	Growth
Total Fund Assets:	\$96.67 million

FUND CODES

Series	Prefix	Front End
PA	MFC	13738
PH	MFC	13741

MANAGEMENT FEES

Series	Management fees	MER
PA	0.75%	1.16%
PH	0.70%	0.99%

LAST PAID DISTRIBUTION

Series	Frequency	Amount	Date
PA	Monthly	0.0658	Nov 22, 2024
PH	Monthly	0.0659	Nov 22, 2024

PORTFOLIO MANAGERS

Nelson Arruda
Mackenzie Multi-Asset Strategies Team
Senior Vice President, Portfolio Manager, Head of Team

Mackenzie FuturePath Monthly Income Growth Portfolio



Compound net returns (%)

as of Nov 29, 2024

	Series PA%	Series PH%
1 Month	2.91	2.92
3 Month	6.51	6.55
6 Month	10.26	10.35
1 Year	19.65	19.87
Since inception (June 22, 2022)	12.56	12.76

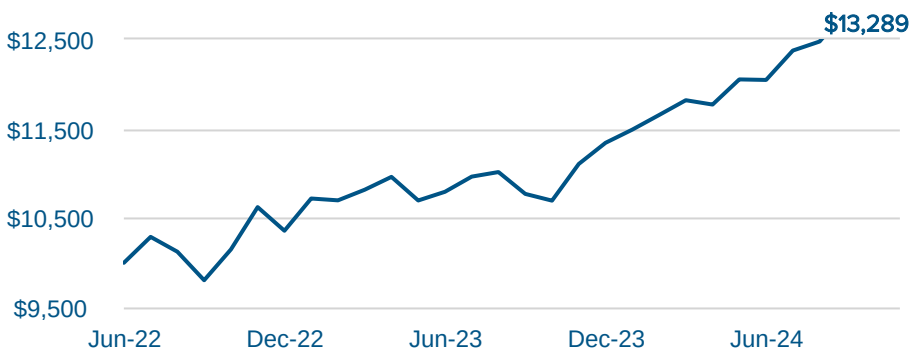
Calendar year returns (%)

as of Nov 29, 2024

	Series PA%	Series PH%
2023	9.50	9.70
YTD	17.16	17.35

Value of \$10,000 invested

as of Nov 29, 2024



For Investor use only. No portion of this communication may be reproduced or distributed to the public as it does not comply with investor sales communication rules. Commissions, trailing commissions, management fees and expenses all may be associated with mutual fund investments. Please read the prospectus before investing. Mutual funds are not guaranteed, their values change frequently and past performance may not be repeated.



Scan here
to learn more